



# APPLICATIONS, INC.

Published on *Cell Applications* (<https://www.cellapplications.com>)

[Home](#) > Cytofect™ Fibroblast Transfection Kit

---


## Cytofect™ Fibroblast Transfection Kit

- Description
- Details
- Products
- Resources

Instructions TF103K  
Instructions TF103KS

### Description

Image not found or type unknown



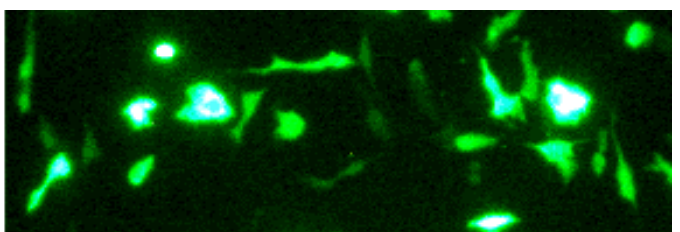
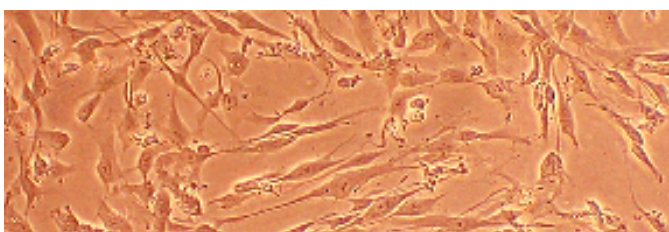
Transfection, the introduction of nucleic acid into mammalian cells, is a powerful technique used to study *in vivo* gene function and regulation. The Cytofect™ Fibroblast Transfection kit is a plasmid DNA delivery system specifically optimized to deliver DNA into a wide variety of fibroblasts. This kit contains Cytofect-2, Enhancer and Media for transfection and culturing cells. Peptide Enhancer complexes with DNA and Cytofect-2 and escorts the transfection complex to the nucleus. This results in high transfection efficiency and viability for these traditionally hard-to-transfect primary fibroblasts.

#### #Wells / Rxns

96 / 1000  
24 / 250  
12 / 125

The Kit contains all necessary reagents, media and optimized protocols to carry out successful transfection of primary fibroblasts with high efficiency (30%-70%) and viability (90%-95%).

*Products are for research use only. They are not intended for human, animal, or diagnostic applications. TR2 and PE are manufactured by Targeting Systems.*



[1]  
(Click to Enlarge) Transfection of HDF (Top) and HLF (Bottom) with a GFP-expression plasmid using the Cytofect™ Fibroblast Transfection Kit.

## Details

**Kit Contents:** Cytofect -2  
Peptide Enhancer (PE)  
Antibiotics-Free Growth Medium  
Transfection Medium

Designed to improve transfection efficiency and cell viability, Cytofect is a plasmid DNA delivery system containing Cytofect-2, Enhancer and Media for transfecting and culturing cells. The Enhancer is an endosomolytic peptide that complexes with DNA and Cytofect-2, then escorts the transfection complex to the nucleus. The results are high transfection efficiency and viability for traditionally hard-to-transfect cells.

**Instructions TF103K**

Format: PDF

[Download Now](#) [2]

**Instructions TF103KS**

Format: PDF

[Download Now](#) [3]

## Products

## Related Products

## Resources/Documents

## Misc. Links

- [Site](#)
- [Privacy](#)
- [Returns](#)
- [Shipping](#)
- [Terms](#)
- [Disclaimer](#)
- [Distributors](#)

**Contact Us**

**Cell Applications, Inc**  
5820 Oberlin Drive, Suite 101  
San Diego, CA 92121  
Open M-F, 8am-5pm PST

**858-453-0848**  
**info@cellapplications.com**

**Socialize With Us**

•

## **Stay Informed**

Submit

---

**Source URL:** <https://www.cellapplications.com/cytofect-fibroblast-transfection-kit>

### **Links**

- [1] [https://www.cellapplications.com/sites/default/files/images\\_product\\_type/FileCat000ucrhzkb.gif](https://www.cellapplications.com/sites/default/files/images_product_type/FileCat000ucrhzkb.gif)
- [2] <https://www.cellapplications.com/sites/default/files/documents/instructions/Instructions TF103K Cytofect-Fibroblast Transfection.pdf>
- [3] <https://www.cellapplications.com/sites/default/files/documents/instructions/Instructions TF103KS Cytofect-Fibroblast Transfection Sample Kit.pdf>